



WP RH rapid

- Rapid Hardener -

Quick-setting plugging mortar

Colour	Availability			
	Quantity per pallet	288	64	32
	Size / Quantity	1 kg	5 kg	
	Type of container	Plastic bucket	Plastic bucket	Plastic bucket
	Container code	01	05	15
	Art. no.			
grey	1010	■	■	■

Application rate Approx. 1.7 kg/l void



Range of use



- Rapid repair of leaking areas, seepage areas and water intrushes
- Plugging under Remmers mineral waterproofing slurries
- Repair and waterproofing of concrete, masonry work, render and shafts

Property profile

- Reacts within seconds (begins to set after approx. 30 seconds)
- Water pressure tight
- Low shrinkage
- Resistant to frost

Characteristic data of the product

Bulk density	Approx. 1.2 kg/dm ³
Water requirement	Approx. 0.3 l/1 kg Approx. 1.2 - 1.7 l/5 kg
Compressive strength (28 d)	> 30 N/mm ²
Initial setting (20 °C)	Approx. 30 seconds
Final set (20 °C)	Approx. 40 seconds
pH value	Approx. 12

The values stated represent typical characteristic data of the product and are not to be understood as binding product specifications.

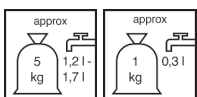
Possible system products

- WP Sulfatex (0430)
- Kiesol (1810)

Preparation

- Substrate requirements
Clean, dust-free and capable of supporting a load.
- Substrate preparation
Chisel out leaking areas to a width and depth of at least 3 cm; widen towards the inside in a wedge shape.

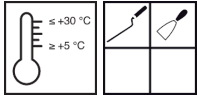
Production of the mixture



- Mixing
Pour water into a clean container and add dry mortar.
Use a mixer to mix intensively and homogeneously until a processable consistency is reached. Press into the chiselled-out areas immediately.
Do not mix more mortar than can be applied in the specified time period.
Alternatively, apply as powder by hand (wear protective gloves) to flow and seepage points.



Directions



■ Conditions for use

Temperature of the material, air and substrate: from min. +5 °C to max. +30 °C.
Low temperatures increase, while high temperatures decrease the working and setting time.

Apply mixed small quantities with a suitable tool or by hand (wear protective gloves) on the prepared substrate.
Alternatively, apply as powder by hand (wear protective gloves) to flow and seepage points.
The powder sets with the trickling water.
Repeat the process several times as necessary until the flow point is sealed.

Tips on use

In low outdoor temperatures, use warm water and material that has been stored at room temperature.
In areas with high amounts of leaking or flowing water, use drainage tubes.

Notes

Do not use on gypsum-based substrates.
The mixing water must be of drinking water quality.
May contain traces of pyrite (iron sulphide).
Low chromate content in accordance with Directive 2003/53/EC.
The characteristic data of the product were calculated under laboratory conditions at 20°C and 65% relative humidity.
Alkaline binders may cause a dissolution process on non-ferrous metals.
Deviations from applicable regulations must be agreed separately.
The relevant test certificates must be observed when planning and carrying out work.

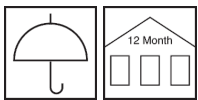
Tools / Cleaning



Filling knife, jointer
Clean tools with water while the material is still fresh.

Remmers tools
➤ [Mischgefäß \(4030\)](#)

Storage / Shelf life



If stored in an unopened container and in a dry place, the product will keep for approx. 12 months.
Once containers have been opened, the contents should be used within one week.

Safety data / Regulations

For further information on the safety aspects of transporting, storing and handling the product and on disposal and environmental matters, please see the current Safety Data Sheet.

Disposal

Larger quantities of leftover product should be disposed of in the original containers in accordance with the applicable regulations. Completely empty, clean containers should be recycled. Do not dispose of together with household waste. Do not allow to enter the sewage system. Do not empty into drains.

Please note that the data and information given above have been calculated as guidelines in the laboratory and from real-life experience and are therefore not binding as a basic principle.

This information is therefore of a general nature only and describes our products and how they are used and worked with. In this respect, it must be borne in mind that the varied and diverse nature of the

prevailing working conditions, materials used and construction sites encountered means that not every individual case can be covered. In this respect, we therefore recommend either conducting tests or liaising with us in the event of any doubt. Unless we have provided express written assurance of the products' specific suitability or characteristics in respect of a contractually stipulated intended use, any technical application-related advice or instruction will never

be binding, even though it is provided to the best of our knowledge. In all other respects, our general terms and conditions of sale and delivery shall apply.

When a new version of this Technical Data Sheet is published, it shall replace the previous version.