# Rofalin Acrylic

Weather protection paint for wood and other substrates in indoor and outdoor areas

| Colour | Availability | | | | | |
|---|---|---|---|---|---|---|
| | Quantity per pallet | 672 | 200 | 96 | 30 | 22 |
| | **Packaging unit** | **3 x 0,75 l** | **2 x 2,5 l** | **2 x 5 l** | **10 l** | **20 l** |
| | Type of container | Tin bucket | Tin bucket | Tin bucket | Tin bucket | Tin bucket |
| | Container code | 01 | 03 | 05 | 10 | 20 |
| | **Art. no.** | | | | | |
| anthracite grey (RAL 7016) | 2323 | | ■ | ■ | ■ | |
| light grey (RAL 7035) | 2324 | | ■ | ■ | ■ | |
| fir green (RAL 6009) | 2325 | | ■ | ■ | ■ | |
| moss green (RAL 6005) | 2326 | | ■ | ■ | ■ | |
| cream (RAL 9001) | 2327 | | ■ | ■ | ■ | |
| white (RAL 9016) | 2330 | ■ | ■ | ■ | ■ | ■ |
| grey | 2332 | | | ■ | | |
| dark brown | 2334 | | | ■ | | |
| black | 2336 | | | ■ | | |
| | 2337 | | ■ | ■ | ■ | |
| special colours* | 2343 | | ■ | ■ | ■ | ■ |
| | 015020 | ■ | ■ | ■ | ■ | ■ |
| | 015021 | ■ | ■ | ■ | ■ | ■ |
| | 015022 | ■ | ■ | ■ | ■ | ■ |

*Minimum order 5 l

## Application rate

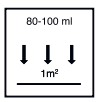


Approx. 80 - 100 ml/m² per coat
If pre-treated with Aqua AG-26 All Primer (for light colours): 1 x 100 ml/m²

See application examples for substrate-specific set-up

## Range of use

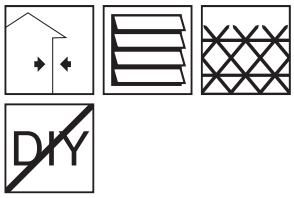


- For use on interior and exterior wood
- Wood building elements with limited dimensional stability, e.g. folding shutters, matchboarding, summerhouses
- Wood building elements with no dimensional stability: e. g. fences, framework, carports, planking
- Zinc roof gutters and zinc sheet metal
- Many other different substrates
- Do not apply to freshly impregnated wood. Observe fixation time.
- When applying to chairs, benches etc. apply an additional protective coat of Aqua MSL-45/sm clear UV+ (7130) to prevent abrasion of pigments.
- For use by professionals

## Property profile

- Highly opaque
- Does not flake
- Alkali-resistant, including when used on mineral substrates
- Weatherproof and moisture-regulating
- Low solvent, environmentally compatible, mild odour
- Quick drying
- Scrub-proof
- All colours are mixable with one another
- Brilliant, pure, intensive colours have a lower hiding power due to their pigments. We recommend fully pre-coating such areas with a matching coloured primer if using critical colours.

## Characteristic data of the product

| | |
|---|---|
| Density (20 °C) | approx. 1.15 - 1.24 g/cm³ |
| Viscosity (20 °C) | approx. 2700 mPa s |
| Odour | weak, characteristic |
| Degree of gloss | matt |

The values stated represent typical characteristic data of the product and are not to be understood as bindin product specifications.

## Certificates

- **Farbtonkarte**
- **Prüfzeugnis nach DIN EN 71-3**

## Possible system products

- **Aqua IG-15 Impregnation Primer IT* (7145)**
- **IG-10 Impregnation Primer IT* (7144)**
- **Aqua AG-26 All Primer (7147)**
- **Impregnation Primer (0642)**
- **Deep Primer (2909)**
- **Primer Hydro F (2842)**
- **Sealing Primer (3440)**

*Use biocidal products carefully.
Always read the label and product information before use.

## Preparation

- **Substrate requirements**
  Wood building elements with limited or no dimensional stability: wood moisture content max. 18%

- **Substrate preparation**
  Thoroughly remove any dirt, grease and non-adhering old coatings.
  **Wood substrates:**
  Sand grey and weathered wood surfaces down to sound, bright wood.

Remove loose and torn knots as well as resin that bleeds and clean with a suitable product (e.g. V 101 thinner, thinner & brush cleaner).
Outdoor wood that is to be protected against wood-destroying insects, soft rot and blue stain should be pre-treated with Aqua IG-15 Impregnation Primer IT*.
Observe BFS Code of Practice No. 18 "Coatings on Wood and Wooden Working Materials in Outdoor Areas".
To prevent bleeding of substances in the wood, apply a primer coat of Aqua AG-26 All Primer when using this product in white or light colours.
To avoid bleeding of substances in the wood into adjoining building elements (e.g. infilling in framework areas), treat the wood all round.
Old weathered carbolineum coatings can only be coated with dark colours. Always test first with a trial coating.

**Zinc (galvanised steel):**
Clean with an ammonium-based wetting agent, using an abrasive pad. Observe BFS Code of Practice No. 5.
Pre-treat with Aqua AG-26 All Primer if the substrate is exposed to increased mechanical stresses.

**Mineral substrates:**
Substrates should be prepared in accordance with the guidelines for scrub-proof and weather-resistant dispersion paints (DIN 53778).
Thoroughly remove algae and moss from old fibrated cement surfaces. Allow the substrate to dry fully.
Repair damaged render.
Set up a trial area to test whether the product can be used to rework old oil-based coatings.

## Directions

### Conditions for use

Temperature of the material, air and substrate: from min. +5 °C to max. +25 °C

Stir well and apply quickly using a brush or roller.
Observe the waiting times between coats.
See application examples for substrate-specific set-up.

## Tips on use

If using white or light colours, apply 2 primer coats of Aqua AG-26 All Primer.
The colour shown on the sample does not appear until the material has dried.
Paint-on-paint contact, e.g. stacking, should be avoided.
Do not use on wood impregnated with boron salts.
Ensure sufficient ventilation when applying indoors.

### Drying

2 - 4 hours at 20 °C and 65% relative humidity.
Wood in outdoor areas should be protected from rain for at least 4 hours after coating (danger of washing off).

Low temperatures, poor ventilation and high humidity delay drying.

### Thinning

With water if necessary.

## Application examples

### Substrate-specific set-up

| Application examples | Impregnation | Primer coat | Intermediate coat | Finishing coat |
|---|---|---|---|---|

| | | | | |
|---|---|---|---|---|
| **Wood substrates:** Untreated wood, old weathered wood substrates, renovation coats on dispersion paints, varnishes and wood preservation stains | If necessary, using Aqua IG-15 Impregnation Primer IT (in outdoor areas only) | Aqua AG-26 All Primer or Rofalin Acrylic | Aqua AG-26 All Primer or Rofalin Acrylic | Rofalin Acrylic |
| **Zinc (galvanised steel):** Zinc, galvanised steel and rigid PVC, renovation coats on old coatings | -- | Aqua AG-26 All Primer (for higher requirements) | Rofalin Acrylic | Rofalin Acrylic |
| **Mineral substrates:** Fibre-reinforced cement | -- | 1-2 x Deep Primer | Rofalin Acrylic | Rofalin Acrylic |
| Fair-faced concrete, non-porous concrete | -- | Impregnation Primer | Rofalin Acrylic diluted with 10% water | Rofalin Acrylic |
| Old renders, external (sandy renders, stable renders) | -- | Sandy, chalky renders with Deep Primer; Stable renders with Impregnation Primer | Rofalin Acrylic diluted with 10% water | Rofalin Acrylic |
| Stable renders, interior (gypsum plasters, lime mortar plaster, fair-faced masonry) | -- | Rofalin Acrylic diluted with 10% water | -- | Rofalin Acrylic |

| | | | | |
|---|---|---|---|---|
| Renovation coats on stable old dispersion paint coats, synthetic renders | -- | -- | Rofalin Acrylic diluted with 10% water | Rofalin Acrylic |
| Gypsum plasterboard | -- | Deep Primer W | Rofalin Acrylic | Rofalin Acrylic |
| Wallpaper, coarse fibres etc. | -- | Rofalin Acrylic | -- | Rofalin Acrylic |

## Tools / Cleaning

Acrylic brush / synthetic bristles, microfibre paint roller

Clean tools immediately after use with water and detergent.
Ensure that any residue from cleaning is disposed of correctly.

**Remmers tools**

- **Flächenstreicher (4540)**
- **Farbrolle FC (4913)**
- **Rollerbügel (4449)**
- **Nylon-Rolle Profi (5045)**
- **Nylon-Rolle Standard (5066)**
- **Heizkörperpinsel (4541)**

## Storage / Shelf life

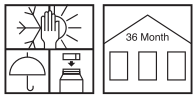


At least 36 months in unopened, original containers stored cool, dry and protected from frost.

## Safety data / Regulations

For further information on the safety aspects of transporting, storing and handling the product and on disposal and environmental matters, please see the current Safety Data Sheet.

## Disposal

Larger quantities of leftover product should be disposed of in the original containers in accordance with the applicable regulations. Completely empty, clean containers should be recycled. Do not dispose of together with household waste. Do not allow to enter the sewage system. Do not empty into drains.

## Biocidal Products Regulation

*Use biocidal products carefully.
Always read the label and product information before use.

## VOC content as per the "Decopaint" Directive (2004/42/EC)

EU limit value for the product (Cat. A/d): max. 130 g/l.
This product contains < 130 g/l VOC.

Please note that the data and information given above have been calculated as guidelines in the laboratory and from real-life experience and are therefore not binding as a basic principle.

This information is therefore of a general nature only and describes our products and how they are used and worked with. In this respect, it must be borne in mind that the varied and diverse nature of the prevailing working conditions, materials used and construction sites encountered means that not every individual case can be covered. In this respect, we therefore recommend either conducting tests or liaising with us in the event of any doubt. Unless we have provided express written assurance of the products' specific suitability or characteristics in respect of a contractually stipulated intended use, any technical application-related advice or instruction will never be binding, even though it is provided to the best of our knowledge. In all other respects, our general terms and conditions of sale and delivery shall apply.

When a new version of this Technical Data Sheet is published, it shall replace the previous version.