



PP Fix

Bedding mortar in the Power Protect [eco] system

Availability		
Quantity per pallet		36
Packaging unit		25 kg
Type of container		Paper bag
Container code		25
Art. no.		
antique white	0260	■

Application rate

Approx. 1.4 kg/m²/mm layer thickness, approx. 7.0 kg/m² incl. levelling filler



Range of use

- Bonding Remmers interior insulation panels (Power Protect P 25/P 40 [eco])
- Mineral wall materials and substrates that are suitable for plastering



Property profile

- Hydraulically hardening
- Free of mineral fibres
- Long open time
- Reliable fixing and prevention against slipping
- Water vapour permeable
- Highly capillary active

Characteristic data of the product

Bulk density	Approx. 1.5 kg/dm ³
W ₈₀	0.0725 m ³ /m ³
W _{sat}	0.5044 m ³ /m ³
Thermal conductivity λ	0.497 W/(m·K)
Water requirement	7.0-8.5 l / 25 kg
Aw value / water absorption coefficient	0.3074 kg/(m ² h ^{0.5})
Water vapour diffusion resistance	μ 18.7
Maximum grain size	0.5 mm



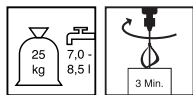
The values stated represent typical characteristic data of the product and are not to be understood as binding product specifications.

- Possible system products**
- > **Power Protect W 30 ^[eco] (0264)**
 - > **Power Protect R 15 ^[eco] (0265)**
 - > **Power Protect P 25 / P 40 ^[eco] (0262)**

Preparation

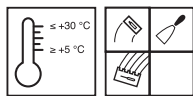
- **Substrate requirements**
Clean, dust-free and capable of supporting a load.
- **Substrate preparation**
Pre-wet the substrate so that it is matt-damp
Pretreat highly absorbent substrates with Primer Hydro F (Art. 2842).
Even out large defective areas using SP Level (Art. 0401).

Production of the mixture



- **Mixing**
Pour water into a clean container and add dry mortar.
Mix thoroughly for approximately 3 minutes until the proper consistency for working has been achieved.

Directions



- **Conditions for use**
Temperature of the material, air and substrate: from min. +5 °C to max. +30 °C
Low temperatures increase, while high temperatures decrease the working and setting time.
- **Working time (+20 °C)**
Approx. 60 minutes

Use the material to level out any unevenness of < 8 mm in the substrate.
Apply the material to the rear face of the board using a toothed trowel (toothing min. 15 mm, results in an adhesive bed of approx. 7-8 mm).
A scratch coat is recommended as a preparatory working step.

Tips on use

Once it has hardened, mortar must not be made workable again by adding either water or more wet mortar.

Notes

Do not use on gypsum-based substrates.
The mixing water must be of drinking water quality.
May contain traces of pyrite (iron sulphide).
Deviations from applicable regulations must be agreed separately.
The relevant test certificates must be observed when planning and carrying out work.

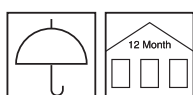
Tools / Cleaning



Mixer, smoothing trowel, trowel, toothed trowel

Clean tools with water while the material is still fresh.

Storage / Shelf life



If stored in an unopened container and in a dry place, the product will keep for approx. 12 months.



Safety data / Regulations

For further information on the safety aspects of transporting, storing and handling the product and on disposal and environmental matters, please see the current Safety Data Sheet.

GISCODE

ZP1

Disposal

Larger quantities of leftover product should be disposed of in the original containers in accordance with the applicable regulations. Completely empty, clean containers should be recycled. Do not dispose of together with household waste. Do not allow to enter the sewage system.

Please note that the data and information given above have been calculated as guidelines in the laboratory and from real-life experience and are therefore not binding as a basic principle.

This information is therefore of a general nature only and describes our products and how they are used and worked with. In this respect, it must be borne in mind that the varied and diverse nature of the

prevailing working conditions, materials used and construction sites encountered means that not every individual case can be covered. In this respect, we therefore recommend either conducting tests or liaising with us in the event of any doubt. Unless we have provided express written assurance of the products' specific suitability or characteristics in respect of a contractually stipulated intended use, any technical application-related advice or instruction will never

be binding, even though it is provided to the best of our knowledge. In all other respects, our general terms and conditions of sale and delivery shall apply.

When a new version of this Technical Data Sheet is published, it shall replace the previous version.